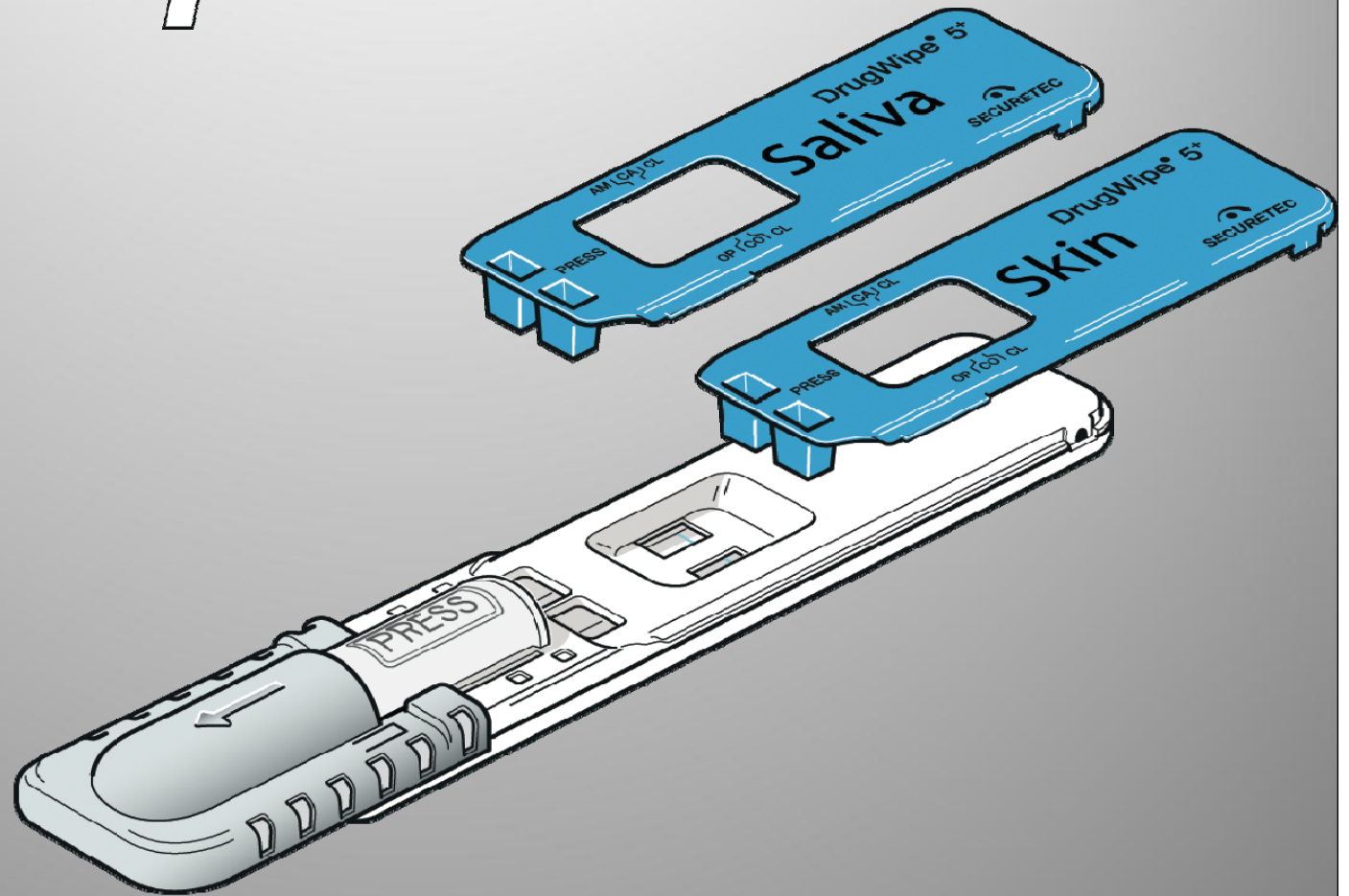


DrugWipe® DUAL





An Introduction to Dtec International Ltd and the DrugWipe Screening Method

**Presented by Gareth Salisbury
UK and Ireland Sales Manager
Tel – 07500 770887 Email –
gareth.salisbury@dtecinternational.com**

Dtec International - Introduction



- Established in 1996.
- Chosen suppliers to some of the UK's largest bus, construction and large fleet operators.
- Specialises in advice on drug / alcohol policies and the implementation of safety critical employee screening within different marketplaces.
- Suppliers of Drug & Alcohol Awareness training sessions for a multitude of different organisations.
- UK distributor of the Securetec DrugWipe instant, disposable drug detection products.


Dtec Knowledge Base



- **DrugWipe** is the global leader in police road side screening
 - Germany, Australia, Switzerland, Finland, Iceland, Czech Republic, Poland, Austria, etc
 - Half a million tests a year at traffic controls
 - ...more on customs and drug squads.
- Within the UK, Dtec International specialise in screening solutions for corporate “**safety critical**” employees.

DrugWipe - UK Customers

- **Stagecoach** – Since 2000, employee screening. 10,000 tests annually.
- **Arriva** – Nationwide contract to supply DrugWipe won in June 2009.
- **National Express** (plus Operators)
- **Various distribution companies** with fleet sizes ranging from 10 vehicles up to 800.
- **Police Force** – Health & Safety and Professional Standards. Covert screening to determine whether action to be taken.
- Currently in consultation with Dept. For Transport and Home Office regarding implementation within the UK Police Forces.



How big is the problem?



The number of drivers killed in accidents that had illegal drugs in their system has increased six fold over the last ten years!

More relevant to the workplace...

Employees who use drugs are –

- 1 in 10 people took drugs last year. In a workforce of a 1,000 people, this could equal 100 drug users!
- 3 times more likely to injure themselves or another person
- Will have an absence rate 60% higher than their colleagues who don't use drugs

Why Test?



- Health and Safety Offences Act 2008. Implemented January 2009.
- Corporate Manslaughter Act 2007 – Makes it personal!
- Protect the company's public image.
- Duty of Care to innocent majority of employees and the public!
- Traffic Police now look for **“At Work”** drivers
- Ensure unfit employees are detected and disciplined.
- Reduce “incident” damage and cost
 - Make the screening pay for itself and more.

Testing

- Policy
 - Created from consultation,
 - including EDUCATION and training,
 - detail the consequences.
- Testing is principally to confirm the education was sufficient.
- Commencing Testing can also have deterrent effect.



Testing Regimes



Pre employment

during probation,
periodic eg pilot medicals,

Random

With cause or suspicion
and rehabilitation.



Workplace Drug screening



Ideal

- Non invasive & non intrusive **“SCREEN”**
- Court admissible laboratory **“CONFIRMATION”**

Method

- DrugWipe performed by senior staff
- Urine analysis on positive screens
- Professionals “take” the urine samples
- Government certified Laboratory analysis

Implementing a D & A Policy



1. First draft of policy is written (Dtec can assist).
2. After initial comments and amendments, distribute within the company for comment.
3. Finalise policy
4. Send out notification to all employees.
5. DrugWipe and Breathalyser training for managers, supervisors, etc. by Dtec

This will include a detailed explanation of the whole drug and alcohol screening and confirmation testing process.

6. Begin the screening programme.

Implementing a D & A Policy



- At all times during the implementation process, it is vital to provide education to your employees.
- Ultimately, by introducing a D & A policy into your company, you are trying to create an effective deterrent to drug and alcohol use in the workplace.
- Detail the consequences for non compliance!

Quick Demo

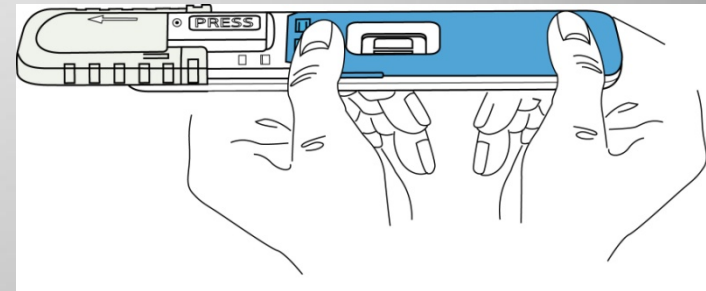
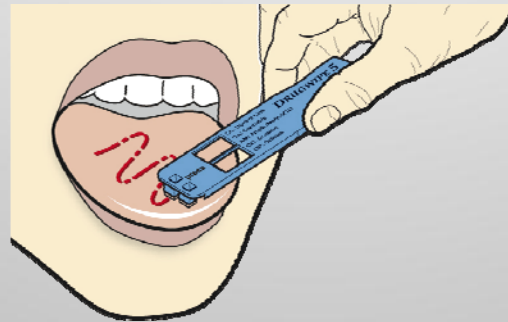
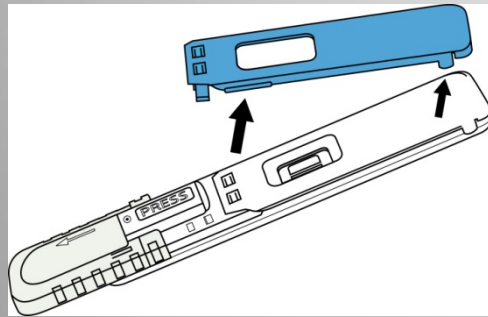
- **Take a DrugWipe**
- **Perform a sample**
- **Trigger the device**



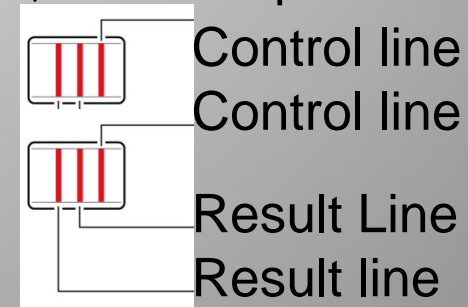
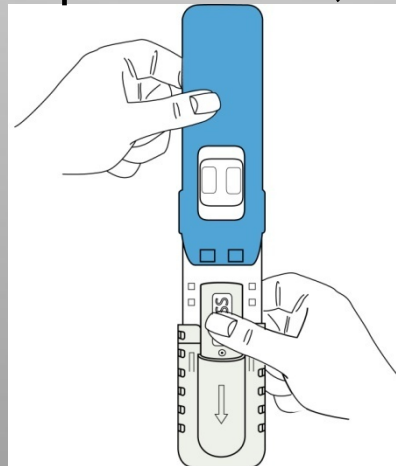
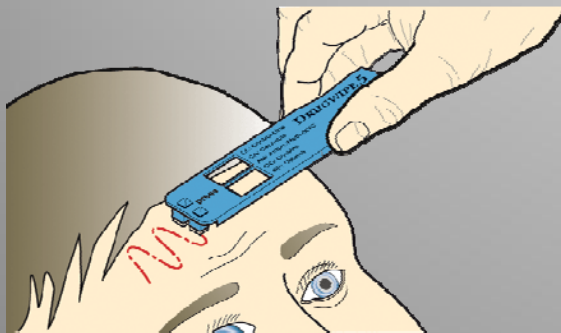
DrugWipe Dual

Saliva & Skin Ultimate Employee Drug Screen

First, 5 second wipe on tongue for saliva, assemble for 1 min.



Wet and wipe second sampler on skin, reassemble, crack ampoule

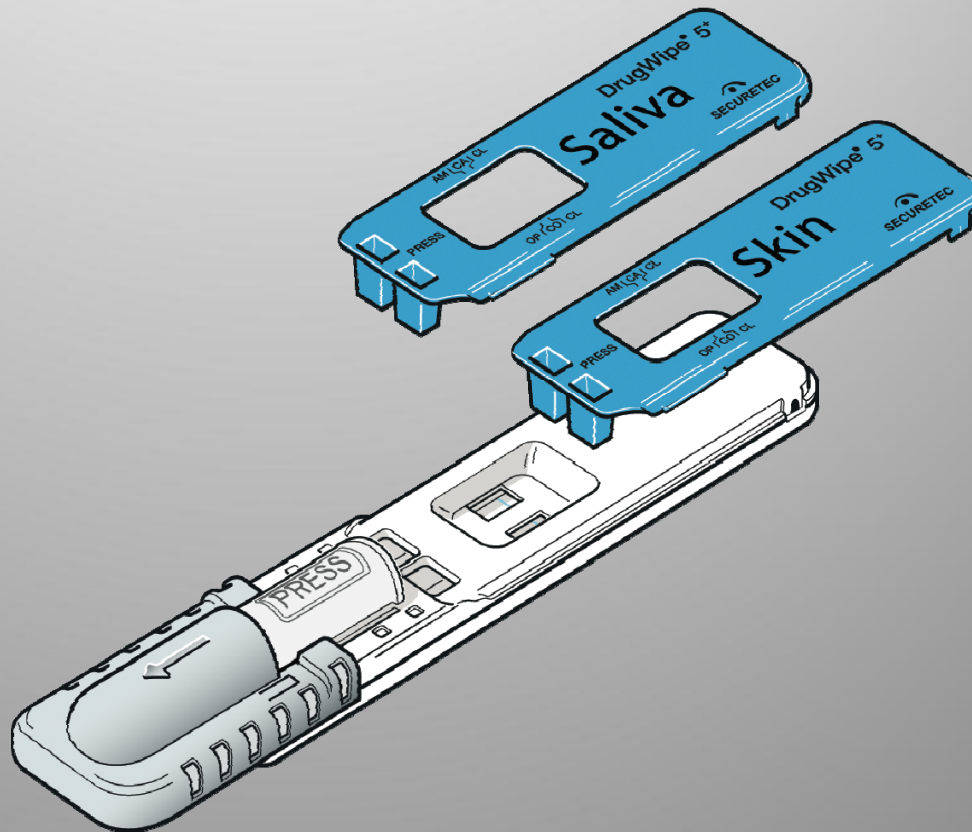


Wait 10 minutes.

Non Invasive Screening Device



- Simple
- Versatile (various sample collection options)
- Effective
- Reliable
- Low Cost
- Non Invasive
- Non intrusive



Why DrugWipe Dual ?



Urine – Invasive and difficult to collect sample

Saliva – Short term detection capabilities – Not last night!

DrugWipe Dual Saliva & Skin – The ultimate employee screen

- Screens for the five most prevalent drugs.
- Sees very recent consumption (saliva) and that from last night (skin).
- Takes one lot of time for employee and screener.
- Annual cost is less than a couple of vehicle repair bills!

Thank you



- Any questions?
- MIDLAND CONSTRUCTION SAFETY ASSOCIATION:
For further information please contact:
gareth.salisbury@dtecinternational.com